

INDIAN INCOME TAX RETURN ACKNOWLEDGEMENT

[Where the data of the Return of Income in Form ITR-1(SAHAJ), ITR-2, ITR-3, ITR-4(SUGAM), ITR-5, ITR-6, ITR-7
filed and verified]
(Please see Rule 12 of the Income-tax Rules, 1962)

Assessment
Year
2023-24

PAN	AACTA6940P		
Name	ACADEMY FOR TECHNICAL & MANAGEMENT EXCELLENCE		
Address	# 2094, Second Floor, New Muslim Hostel Building, Next To Fire Brigade, Saraswathipuram , Mysuru , 15-Karnataka, 91-INDIA, 570009		
Status	05-AOP/BOI	Form Number	ITR-7
Filed u/s	139(1)-On or before due date	e-Filing Acknowledgement Number	535806011301123

Taxable Income and Tax Details			
	Current Year business loss, if any	1	0
	Total Income	2	0
	Book Profit under MAT, where applicable	3	0
	Adjusted Total Income under AMT, where applicable	4	0
	Net tax payable	5	0
	Interest and Fee Payable	6	0
	Total tax, interest and Fee payable	7	0
	Taxes Paid	8	2,93,509
	(+) Tax Payable /(-) Refundable (7-8)	9	(-) 2,93,510
Accreted Income and Tax Detail			
	Accreted Income as per section 115TD	10	0
	Additional Tax payable u/s 115TD	11	0
	Interest payable u/s 115TE	12	0
	Additional Tax and interest payable	13	0
	Tax and interest paid	14	0
	(+) Tax Payable /(-) Refundable (13-14)	15	0

This return has been digitally signed by LINGAIAH ARUN KUMAR in the capacity of
Others having PAN ABKPA6690D from IP address 150.129.62.74 on 30-
Nov-2023 16:36:38 DSC SI.No & Issuer 3256941 & 23237757CN=e-Mudhra Sub CA for Class 3 Individual
2022,OU=Certifying Authority,O=eMudhra Limited,C=IN

System Generated

Barcode/QR Code



AACTA6940P075358060113011232c5993c5fc3659a588eb52a70ce0a1394b6904d8

DO NOT SEND THIS ACKNOWLEDGEMENT TO CPC, BENGALURU

ATME College of Engineering

Schedule -

Expenses of CY not considered as "Application", since not paid

Creditors Outstanding - CY Operating Expenditure

<u>Party Name</u>	<u>Nature of Expenditure</u>	<u>Amount</u>
SAM Tours & Travels	College Bus Expenses	6,20,420
Seventh Sense People Development Solutions	Placement and Training	3,65,085
Innovative IT Hub	AMS - Development & Maintenance	1,89,000
Yashash Cable Network Pvt Ltd.	Internet Charges	1,66,050
Audioududes	College Day Expenses	1,04,760
Enriched Publication	Journal and Reading Room	84,000
M B NAYAK	Girls Hostel Expenses	82,600
Surya Infotainment Products Pvt Ltd	Journal and Reading Room	57,200
VIKAT DIGITAL STUDIO & VIDEO	College Day Expenses	28,800
SAMRUDHI ELECTRICAL AND HARDW.	Repair & Maintenance - Equipments	27,446
Sharadamma	Hostel Supervisor Qtrs	25,200
Singavi Computers (Rev Exp)	Repair & Maintenance - IT Infra	24,127
Geetha Fuel Station	Fuel Expenses	22,860
Appspot Software India Pvt Ltd.	Repairs & Maintenance - Computers	20,880
Academy Newspapers Pvt Ltd. (Rev Exp)	Advertisement Exp	18,885
N G Power Solution (Rev Exp)	Repair & Maintenance - Other Equipments	17,601
System Needs (Rev Exp)	College Day Expenses	11,120
Computer Services	Printing Expenses	4,440
BMM News Paper	Research Publications - Faculties	3,674
Johnson Lifts Private Limited (Rev Exp)	Repairs & Maintenance - Computers	3,360
B T VIJAYAMMA	Girls Hostel Expenses	3,288
S.S. Enterprises	Stationery Expenses	3,135
Maruthi Enterprises (Rev Exp)	Printing Expenses	2,579
Chandramouli S.T.	Professional & Tech Consultancy	2,250
		<u>18,88,760</u>
University Registration Fee		31,34,280
University Exam Fees O/s		66,03,620
		<u><u>1,16,26,660</u></u>

Creditors Outstanding - CY Capital Expenditure

<u>Party Name</u>	<u>Nature of Expenditure</u>	<u>Amount</u>
System Needs (Cap Exp)	Computers	14,29,711
Sri Book World	Library Books	2,42,529
		<u><u>16,72,240</u></u>

Schedule -

Expenses of earlier years considered as "Application", since paid during the year (Vide Expl to Sec 11)

	Unpaid Amts for 31.03.2022	Paid during the year	Unpaid and C/o
Fixed Assets			
1 Adv Communication Lab	10,620	10,620	-
2 Computers	3,76,397	3,76,397	-
3 Library Books	61,510	61,510	-
4 Lab Equipments	47,259	47,259	-
5 Smart Classroom	18,720	18,720	-
6 Softwares	35,400	35,400	-
7 Solar Power unit System	15,000	15,000	-
	<u>5,64,906</u>	<u>5,64,906</u>	-
Expenses			
1 Salary, Allowances and Benefits to staff	65,20,935	65,20,935	-
2 Administration Expenses	10,47,045	10,47,045	-
3 Educational Support/ Promotion	1,08,000	1,08,000	-
4 Sundry Expenses	14,40,731	14,40,731	-
	<u>91,16,711</u>	<u>91,16,711</u>	-
	<u><u>96,81,617</u></u>	<u><u>96,81,617</u></u>	-


ACADEMY FOR TECHNICAL AND MANAGEMENT EXCELLENCE,
2904, 2ND FLOOR, NEW KANTHRAJ URS ROAD, SARASWATHI PURAM, MYSORE-570009

BALANCE SHEET AS AT 31.03.2023


CAPITAL & LIABILITIES	AMOUNT	PROPERTY & ASSETS	AMOUNT
Corpus Fund [OB]	5,93,61,712	Land	4,77,95,282
Capital Fund - OB		Other Fixed Assets - Vide Schedule	
Add : Excess of Income	14,46,26,226	- Assets Claimed as Application	13,02,39,124
over expenditure transferred	<u>5,05,69,467</u>	- Assets Not Claimed as Application	2,19,35,599
Current Liabilities & Provisions :		Deposits - Vide Schedule	48,24,027
Sundry Creditors - Vide Schedule	2,05,15,025	Fees & Other Receivable - Vide Schedule	5,56,82,577
Outstanding Liabilities - Vide Schedule	1,52,40,643	TDS Receivable	14,50,067
Scholarship Control Account	15,84,755	Advance to MUDA for Land	42,56,350
		Balance with Banks - Vide Schedule	2,49,15,984
		Cash on Hand	7,98,819
	<u>29,18,97,828</u>		<u>29,18,97,828</u>

Date : 31-10-2023
Place : Mysuru

for ACADEMY FOR TECHNICAL AND MANAGEMENT EXCELLENCE


Trustee

Vide our report of even date in form No.10 B
for B.S. RAVIKUMAR & ASSOCIATES
CHARTERED ACCOUNTANTS
FR No 006101 S


B.S. RAVIKUMAR
Partner
M.NO.10218




**ACADEMY FOR TECHNICAL AND MANAGEMENT EXCELLENCE,
2904, 2ND FLOOR, NEW KANTHRAJ URS ROAD, SARASWATHI PURAM, MYSORE-570009**

INCOME AND EXPENDITURE ACCOUNT FOR THE YEAR ENDING 31.03.2023

	EXPENDITURE	AMOUNT		INCOME	AMOUNT
To	Amounts applied towards Education:		By	Fees Collected from Students	21,35,78,915
	<u>Salary, Allowances and Benefits to staff</u>	9,06,27,422		[Vide Schedule]	
	[Vide Schedule]			- Bank SB Interest	3,96,207
	<u>Educational Support/ Promotion</u>			- Interest on FD	11,82,635
	- Academic Expenses				
	[Vide Schedule]	3,85,22,632			
	<u>Administration Expenses</u>				
	- Printing & Stationery	14,01,363			
	- Internet & Telephone charges	7,24,973			
	- Travelling & Conveyance	4,37,486			
	- Membership & Subscription	2,85,990			
	[Vide Schedule]				
	- Audit Fee	5,76,542			
	- Miscellaneous expenses	3,45,925			
	[Vide Schedule]				
	- Electricity Charges	8,88,118			
	- Rates & Taxes	1,11,506			
	- Repairs & Maintenance	1,19,82,304			
	[Vide Schedule]				
	- Interest / Finance Charges	6,62,990			
	[Vide Schedule]				
"	<u>Depreciation</u>				
	- on assets claimed as application of income	1,70,22,026			
	- on assets not claimed as application of income	9,99,013			
"	Excess of Income over Expenditure	5,05,69,467			
		21,51,57,756			21,51,57,756

Date : 31-10-2023

for ACADEMY FOR TECHNICAL AND MANAGEMENT EXCELLENCE



Trustee

Vide our report of even date
for **B.S. RAVIKUMAR & ASSOCIATES**
CHARTERED ACCOUNTANTS

FR No 006101 S



B.S. RAVIKUMAR
Partner
M.NO.10218



Academy for Technical And Management Excellence
2904, 2ND FLOOR, NEW KANTHRAJ URS ROAD, SARASWATHI PURAM, MYSORE-570009

Schedule for Balance Sheet as on 31.03.2023

	Amount Debit	Amount CREDIT
SUNDRY CREDITORS:		
B T Vijayamma		3,288
Effia Technologies India Pvt Ltd.,		88,37,008
Innovative IT Hub		1,89,000
Johnson Lifts Private Limited		3,360
M B Nayak		82,600
Academy Newspapers Pvt Ltd		18,885
SAM Tours & Travels		6,20,420
Sharadamma		25,200
Shree Digital Prints		1,259
Visda Consultation		93,015
Sri Book World		2,42,529
Singavi Computers (Rev Exp)		24,127
Skill Tech Engineers & Contractors P. Ltd (Constr.)		97,60,150
Aandolana		11,124
TechFLUENT Solutions Pvt Ltd		1,67,797
Audiodudes		1,04,760
BMM News Paper		3,674
S.S. Enterprises		3,135
System Needs		14,40,831
Surya Infotainment Products Pvt Ltd		57,200
Yashash Cable Network Pvt Ltd.		1,66,050
Enriched Publication		84,000
Geetha Fuel Station		22,860
Chandramouli S.T.		2,250
Computer Services		4,440
Appspot Software India Pvt Ltd.		20,880
Maruthi Enterprises		2,579
N G Power Solution		17,601
Samrudhi Electrical and hardware		27,446
Seventh Sense People Development Solutions Pvt Ltd		3,65,085
Vikat Digital studio & video		28,800
XponentialOrbitShifters		(14,70,000)
Raghu Dixit Productions		(13,500)
IAQM Consultants private ltd		(1,750)
IDES conference Publishing System		(10,790)
Innovaskill Technologies Pvt. Ltd		(4,408)
L J Caterers		(2,000)
Sri Tours & Travels		(595)
Sri Veerabrahmendra Tailor		(774)
Audaz Ventures Private Limited		(8,963)
Lunch Box		(1,939)
DST Coworking Community Center		(12,73,624)
DST Lab - Sci-Fest - OB		(4,60,447)
MODROB - Cyber Security	6,80,000	
MODROB- Microwave and Wireless Communication	(2,38,400)	4,41,600
NAIN OPEX		
Grant Received from State Govt - CY	10,00,000	
Less: Project Expenditure	32,081	9,67,919
VTU - Innovative Project		3,750
KSCST (Student Project)		20,750
NAIN Lab Setup		(1,01,558)
NET CREDIT BALANCE		2,05,15,025

Academy for Technical And Management Excellence
2904, 2ND FLOOR, NEW KANTHRAJ URS ROAD, SARASWATHI PURAM, MYSORE-570009

Schedule for Balance sheet as at 31.03.2023

OUTSTANDING LIABILITIES:	Amount
ESI payable	44,130
PF Payable	6,81,618
Professional Tax Payable	31,000
TDS Payable	8,44,274
Output CGST	47,612
Output SGST	47,612
	16,96,247
Covid-19 Portion of Salary to be paid	7,74,817
Alumni Association	21,20,608
Interest on Shivashankar	38,140
NSS Unit	1,32,135
Red Cross Society, Bangalore	2,45,488
Salary Payable	11,649
Student Benefit Fund	1,25,250
Teacher Benefit Fund	1,25,250
Women Cell	3,645
VTU Fee Payable - OB	2,39,460
KEA PROCESSING FEE	(65,500)
VTU Exam Remuneration Account	55,555
University Registration Fee	31,34,280
University Exam fee - Collection & Payment	66,03,620
	1,35,44,397
TOTAL	1,52,40,643
DEPOSITS:	
Interest on AICTE Deposit	18,63,301
Electricity Deposits	1,07,950
Security Deposit - B T Vijayamma - Rent	4,00,000
Security Deposit - KSRTC	14,14,376
Security Deposit - Nagaraju B C	1,88,400
Security Deposit - M B NAYAK - Rent	7,00,000
Security Deposit - Aaramh Trust	1,50,000
	48,24,027
BALANCE WITH BANKS:	
ICICI - ATMECE - 142901001400	25,229
ICICI - ATMECE Cultural Committee- 142901001409	49,700
ICICI - ATME Scholarship - 142901001402	2,01,792
ICICI ATME ALUMNI ASSOCIATION - 015201028355	2,65,056
ICICI - ATMECE ICRTST - 142901001408	1,17,462
ICICI - ATME IEEE - 142901001401	22,142
Union Bank - Nain Opex 037622010000533	9,47,919
ICICI - ATME Trust - 142901001398	92,066
Cauvery Grameena - Atme,cse,dept. -12103100007814	5,42,722
Canara Bank J & K A/c, Ca -000056-college	1,055
Canara Bank Atme Schollership A/c - 4966201000026	1,80,647
Cauvery Grameena - Atme Civil,dept -12103100008861	30,391
Cauvery Grameena - Dept Of E-cell - 12103100011201	2,571
Cauvery Grameena - Nss Unit, Atme-12103100012258	1,09,055
Cauvery Grameena - Atme Eee - 12103100008499	34,147
Cauvery Grameena - Atme,e&c,dept.- 12103100008280	5,28,867
Cauvery Grameena - Atme, Mech,dept.-12103100008860	32,957
Karnata Grameena Youth Redcross ,atme12103100009922	2,16,638
Canara Bank -sb-54379-college	2,91,429
Atme Sbi - 31513502883	1,45,375
Kaveri Gramin Bank Csi - Atme Student Branch 003672	94,409
Fixed Deposits with Banks:	
ICICI FD A/c 142913003811	2,05,33,952
ICICI FD A/c 142913003812	4,50,403
Total Balance with Banks	2,49,15,984

Academy for Technical And Management Excellence
2904, 2ND FLOOR, NEW KANTHRAJ URS ROAD, SARASWATHI PURAM, MYSORE-570009

Schedule for Balance sheet as at 31.03.2023

Fees Receivables	CREDIT	DEBIT
Students :		
Students List - 2013		970
Students List - 2013-SCG-SCR-STG-STR		2,180
Students List - 2016		5,19,158
Students List - 2016-Catageory-1		1,29,758
Students List - 2016 - SCG-SCR-STG-STR-LATERAL		75,000
Students List - 2016 -SCG-SCR-STG-STR-Regular		2,65,165
Students List - 2017		5,58,828
Students List - 2017-Catageory-1		62,990
Students List - 2017 - SCG-SCR-STG-STR-LATERAL		2,26,460
Students List - 2017 -SCG-SCR-STG-STR-Regular		3,36,407
Students List - 2018		4,34,599
Students List - 2018 -SCG-SCR-STG-STR-Regular		2,89,330
Students List - 2019		34,17,389
Students List - 2019 - SCG-SCR-STG-STR-LATERAL		2,36,595
Students List - 2019 -SCG-SCR-STG-STR-Regular		27,90,763
Students List - 2020		76,70,516
Students List - 2021		1,57,12,474
Students List - 2022		1,66,36,842
Students List - PHD (Research Center)		27,500
Unallocated Fee Receipts A/c		(31,45,626)
		4,62,47,298
Tution Fee Receivable From KEA		80,26,394
	-	5,42,73,692
		5,42,73,692
Others:		
Mysore City Corporation - Consultation		2,92,760
TPC Technopower Corporation		11,16,125
		14,08,885
		14,08,885
TOTAL		5,56,82,577

Academy for Technical And Management Excellence
2904, 2ND FLOOR, NEW KANTHRAJ URS ROAD, SARASWATHI PURAM, MYSORE-570009

Schedule for Income and Expenditure for the year ending 31.03.2023

GROSS RECEIPTS

a) COURSE COLLECTION FEE:

	Amount	Amount
Tuition Fee		13,69,53,726
Hostel Fee		70,54,000
VTU Fee		78,84,460
Other Fee		3,43,58,225
Skill Lab Fee		1,06,37,260
Transportation Fee		58,31,975
Miscellaneous Fee		24,10,329
University Exam Fee Collected		66,03,620
Research Centre Fee (Ph.D Fee)		10,21,000
Total - A		21,27,54,595

b) MISCELLANEOUS FEE:

Consultancy Charges		5,29,025
AIMS Online Examination		21,000
Profit on Sale of Assets		2,74,294
Total -B		8,24,319

TOTAL A + B **21,35,78,915**

SALARY, ALLOWANCES AND BENEFITS TO STAFF :

Salary

		Amount
Administrative Staff		38,77,354
Non- Teaching Staff		1,34,39,419
Teaching Staff		6,36,77,815
Total -A		8,09,94,588

Employee Benefit Expenses

PF & EDLI Inspection Charges		3,13,461
PF Employer Contribution		36,51,593
ESI Employer Contribution		3,99,079
Gratuity		46,00,926
Staff Welfare Expnses		4,71,264
FDP/STTP-Organised		1,43,511
FDP/STTP - Participated		53,000
Total -B		96,32,834

Grand Total A+ B **9,06,27,422**

MEMBERSHIP & SUBSCRIPTION :

		Amount
AICTE		1,00,000
ISO 9001:2008 Certification Charges		80,000
Professional Body Membership		1,04,490
Trademark Registration		1,500
		2,85,990

Academy for Technical And Management Excellence
2904, 2ND FLOOR, NEW KANTHRAJ URS ROAD, SARASWATHI PURAM, MYSORE-570009

Schedule for Income and Expenditure for the year ending 31.03.2023

ACADEMIC EXPENSES :	TDS	Amount
Accreditation - NAAC		4,42,929
Accreditation - NBA		2,59,694
Books & Periodicals		47,799
National/International Conferences(organized)		36,544
Research Publications by Faculties		5,72,000
College Cultural Festival		16,22,461
E - Resource Consortium Fee		2,00,000
Fee Concession		12,08,039
Guest Expnses	16	50,016
VTU Fees		77,90,410
University Exam Fees		66,03,620
Laboratory Consumables		1,27,693
Medical Center		10,145
Uniform Fee		83,285
National Journals/E-Journals/Reading Room Fee		1,41,200
Refreshment Charges	20,510	3,40,680
Sports Consumables		1,96,606
Sports Registration Fee		1,342
Sports TA & DA Expenses		15,245
Medical Consultant	16,000	2,37,420
Visiting Counsellor	5,500	55,000
Honorarium		1,96,918
College Bus Expnses		66,82,498
Placement & Training	31,312	19,14,420
Professional & Technical Consultation Fee		25,688
NABL Accreditation		67,500
Processing Fee		2,03,887
Registration Fees		1,47,280
VTU Affiliation Fee		6,58,970
Vidyasare Scholarship		26,88,098
Hostel Expenses		
Boys Hostel Expenses	42,038	18,24,928
Boys Hostel Rent	62,800	4,86,700
Girls Hostel Expenses	99,263	30,65,753
Girls Hostel Rent	18,600	2,89,787
Hostel Supervisor Quarters	8,400	71,400
Web Hosting Charges	14,000	1,56,677
	3,18,439	3,85,22,632
MISCELLANEOUS EXPENSES :	TDS	Amount
Award / Prize - Students		69,815
Bank Charges		45,547
Comed-K Membership		25,000
Electrical Inspectrate Charges		6,100
General Consumables		9,203
Landscape		44,881
Sitting Fee		6,900
Extensional activities/ out reach programs		16,473
Postage and Courier		12,051
Promotional Expenses	771	1,09,955
TOTAL	771	3,45,925

Academy for Technical And Management Excellence
2904, 2ND FLOOR, NEW KANTHRAJ URS ROAD, SARASWATHI PURAM, MYSORE-570009

Schedule for Income and Expenditure for the year ending 31.03.2023

		Amount
RATES & TAXES :		
Rates & Taxes		1,09,006
Professional Tax		2,500
	TOTAL	1,11,506
REPAIRS & MAINTAINENCE :		
	TDS	Amount
College Maintenance		5,53,780
Computer	3,960	2,89,776
Building Maintenance	88,501	59,12,286
Security & House Keeping		39,14,177
AIMS - Development & Maintenance		9,40,000
Others	30,813	3,72,285
	TOTAL	1,23,274
		1,19,82,304
FINANACE CHARGES :		
Interest On Loan		2,29,122
Interest on OD		4,08,180
Interest on TDS		25,688
		6,62,990
INTERNET & TELEPHONE EXPENSES		
Internet Charges		6,95,826
Bulk SMS Facilities		13,515
Telephone Charges		15,632
		7,24,973

SCHEDULE OF FIXED ASSETS AND DEPRECIATION FOR THE YEAR ENDING 31-03-2023
(Assets which are claimed as Application of Income till 31-03-2020)

Assets	Balance As on 01.04.2022	Additions		Deletions	Total	Depreciation		Balance As on 31.03.2023
		> 179 Days	< 180 Days			Rate	Amount	
	Rs.	Rs.	Rs.	Rs.	Rs.	Rate	Rs.	Rs.
Building:								
Electrical Block	2,44,58,447				2,44,58,447	10%	24,45,845	2,20,12,602
Mechanical Block	3,51,63,531				3,51,63,531	10%	35,16,353	3,16,47,178
Academic Block	5,52,43,523				5,52,43,523	10%	55,24,352	4,97,19,171
Laboratory Equipments	71,31,298				71,31,298	15%	10,69,695	60,61,603
Office Equipments	59,40,451	3,50,364	2,49,645		65,40,460	15%	9,62,346	55,78,114
Generator	1,31,978				1,31,978	15%	19,797	1,12,181
Furniture & Fixtures	76,45,404		13,34,483		89,79,887	10%	8,31,265	81,48,622
Computers & Software	39,90,645	1,29,730	21,62,774		62,83,149	40%	20,80,705	42,02,443
Library Books	21,99,418	26,220	6,26,074		28,51,712	15%	3,80,801	24,70,911
Vehicles	10,25,706			10,25,706	-	15%		-
Solar power Unit	4,81,152			1,12,000	3,69,152	40%	1,47,661	2,21,491
CISCO Lab Equipment	1,08,014				1,08,014	40%	43,206	64,808
Total	14,35,19,567	5,06,314	43,72,976	11,37,706.00	14,72,61,151		1,70,22,026	13,02,39,124

ACADEMY FOR TECHNICAL AND MANAGEMENT EXCELLENCE
2904, 2ND FLOOR, NEW KANTHRAJ URS ROAD, SARASWATHI PURAM, MYSORE- 570009

SCHEDULE OF FIXED ASSETS AND DEPRECIATION FOR THE YEAR ENDING 31-03-2023
(Assets which are not claimed as Application of Income from 01-04-2020)

Assets	Balance As on 01.04.2022		Additions		Transfers	Total	Depreciation		Balance As on 31.03.2023
	Rs.	> 179 Days	Rs.	< 180 Days			Rate	Amount	
Office Equipments	12,90,425	-	-	-	-	12,90,425	15%	1,93,564	10,96,861
Computers & Software	19,52,779	-	-	-	-	19,52,779	40%	7,81,112	11,71,666
Furniture & Fixtures	-	-	-	-	-	-	10%	-	-
Library Books	1,415	-	-	-	-	1,415	15%	212	1,203
Intangible Assets	-	-	1,93,000	-	-	1,93,000	25%	24,125	1,68,874
	32,44,619	-	1,93,000	-	-	34,37,619		9,99,013	24,38,604

Capital Work in Progress

Sports Building extension	28,20,770	6,68,475	1,60,07,750	-	1,94,96,995	0%	-	1,94,96,995
Total	28,20,770	6,68,475	1,60,07,750	-	1,94,96,995	-	-	1,94,96,995
Grand Total	60,65,389	6,68,475	1,62,00,750	-	2,29,34,614	-	9,99,013	2,19,35,599